

Flow and check valves ▶ Non-return valves

Pilot-operated non-return valve, Series NR02

▶ Qn = 300 - 680 l/min ▶ internal thread - external thread ▶ thread-in



00110446

Version
Working pressure min./max.
Ambient temperature min./max.
Medium temperature min./max.
Medium

Poppet valve
0.5 bar / 10 bar
-20°C / +80°C
-20°C / +80°C
Compressed air

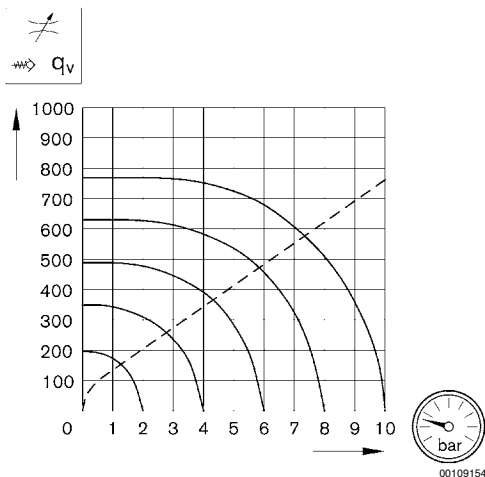
Materials:
Housing
Seals

Brass, nickel-plated
Acrylonitrile Butadiene Rubber

	Port 1	Port 2	Port 12	Qn 1 → 2 [l/min]	Weight [kg]	Fig.	Part No.
	G 1/8	G 1/8	G 1/8	300	0.059	Fig. 1, Fig. 2	0821003050
	G 1/4	G 1/4	G 1/4	680	0.105	-	0821003051

Nominal flow Qn at 6 bar and Δp = 1 bar

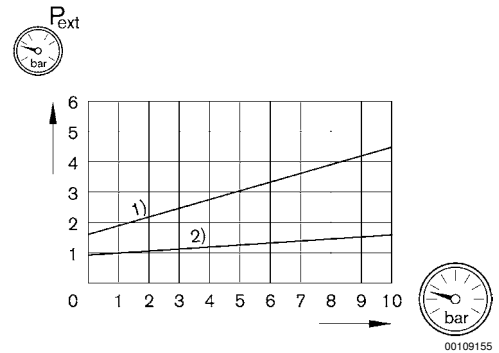
Flow diagram, Fig. 1



qv = Flow

00109154

Fig. 2



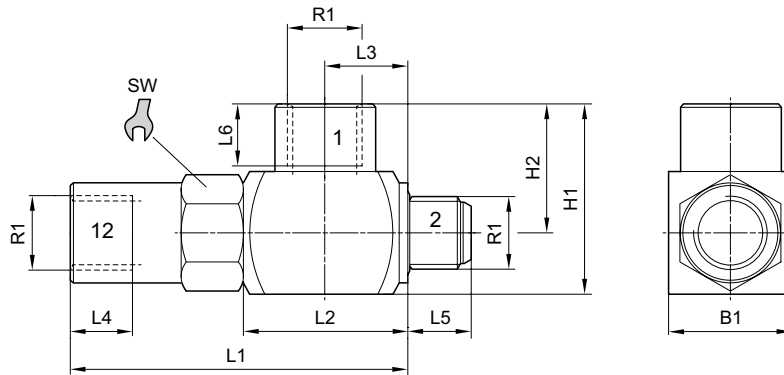
P_{ext} = control pressure
1) switch on 2) switch off

00109155

Pilot-operated non-return valve, Series NR02

▶ Qn = 300 - 680 l/min ▶ internal thread - external thread ▶ thread-in

Dimensions



00109128

Part No.	R1	L1	L2	L3	L4	L5	L6	H1	H2	B1	SW
0821003050	G 1/8	50.5	25.4	12.7	8	7.5	8	24.5	16	17	15
0821003051	G 1/4	59.6	29	14.5	12	11.4	12	34	23	22	18