

# *D20 Compact Digital Positioner*

Product  
Information





## ***D20 Compact Digital Positioner***

### ***Description***

D20 is a compact digital positioner that is very simple and quick to install and operate.

To calibrate it, simply press the button for 5 seconds, D20 will auto-calibrate and tune itself in a few seconds. D20 can be fitted with optional 4-20 mA feedback transmitter and limit switches. Optional LCD with menu is available on D22. HART communication is optional.

For visual indication you can select between flat arrow indicator or a dome indicator.

### ***Features and Benefit***

- Simple to operate
- Calibrates itself in a few seconds
- Modular design, plug in and add on modules
- Intrinsically safe, Non-Incendive or Explosion proof, ATEX & FM
- Suits Rotary and Linear applications
- Add in switch and 4-20mA position feedback option
- VDI/VDE 3845
- VDI/VDE 3847
- HART option
- LCD – Menu option


#### **Intrinsically safe:**

ATEX II 1 G  Ex ia IIC T4

FM IS Class 1, Div1, Group A-D, T4 Class 1, Zone 0, AE Xia IIC, T4

FM Non incendive Class 1, Div 2, Group A-D, T4 NIFW, Class 1, Div 2, IIC

#### **Explosion proof:**

ATEX II 2 GD  EEx d IIB + H2 T6 (Ta: 65°C) T5(Ta: 80°C)


FM XP/II/1/BCD/T6 Ta = 65°C / T5 Ta = 80°C DIP/II/1/EFG Ta = 65°C / T5 Ta = 80°C, Type 4X

IEC Ex d IIB + H2 T6 Gb Ta: 60°C, Ex tb IIC 100°C Db Ta: 80°C






***D22, LCD+Menu***



***D20***

1. LED's indication
2. Calibration/configuration button
3. Add in feedback option



Press button and D20 will auto calibrate itself.



Press button and D20 will auto calibrate itself.




D20 modular design gives you many options.



D20 Explosion proof on linear control valve.



D20 suits both rotary and linear actuators.



D20 mounted according to VDI/VDE 3845.

## D20 and D22 Technical data

### D20/D22 Compact Digital Positioner

Input signal	4-20 mA
Current supply min.	3,6 mA
Current supply Max.	150 mA
Load Standard	400 ohm at 20mA
Load HART	470 ohm at 20mA
User Interface D20	Single push button, LEDs
User Interface D22	LCD menu + 5 push buttons, LEDs
Voltage drop Standard	8 VDC at 20mA
Voltage drop HART	9.4 VDC at 20mA
Angle of rotation min	0-40°
Angle of rotation Max	0-90°
Air supply range	1.5 – 6 bar / 22 – 87 psi
Out put	0-100% of air supply pressure
Air supply quality	Free from oil, dust and moisture IEC 770, ISA 7.0.01
Air supply effect	<0.1%FS for 10% pressure change at 6Bar / 87 psi
Ingress protection	IP66 / Nema 4X
Operating humidity	0-100% rh non-condensing
Air connections	¼" NPT
Gauge ports	1/8" NPT (Bolt on block)
Cable entry	2 x ½" or 2 x M20x 1,5
Terminals	Screw terminals 2,5 mm <sup>2</sup> (AWG 14)
Operating Temperature	-20 to +85°C / -4 to +179°F -40°C/F (optional)
Storage temperature	-40 to +85°C / -40 to +179°F
Air delivery capacity	7 Nm <sup>3</sup> /h @ 6 bar / 4.12 SCFM @ 87 psi
Air delivery capacity Double acting	7 Nm <sup>3</sup> /h @ 6 bar / 4.12 SCFM @ 87 psi
Air consumption Single acting	0.120 Nm <sup>3</sup> /h @ 6 bar / 0.071 SCFM @ 87 psi
Air consumption Double acting	0.120 Nm <sup>3</sup> /h @ 6 bar / 0.071 SCFM @ 87 psi
Cv air delivery Single acting	0,12
Cv air delivery Double acting	0,12
Cut off function	Close 0.5% Open 99.5%
Linearity	<1%
Sensitivity	<0.05%
Resolution	<0,1%
Repeatability	<0.2%
Hysteresis + dead band	<0.5%
Temp effect	<0.1%/10K
Mounting position effect	<0,2%
CE	93/68/EEC, 2004/108/EEC, 2006/95/EEC
Housing material	Die cast Aluminium
Surface treatment	Powder coating
Soft goods	Nitrile
Weight	1.4 kg / 3.1 lbs

#### D20EX, D22EX (as above except)

Air delivery capacity	6,3 Nm <sup>3</sup> /h @ 6 bar / 3,7 SCFM @ 87 psi
Cv air delivery:	0.08
Gauge ports	2 x 1/8" NPT
Weight, AI version	3 kg / 6.6 lbs
Weight, Stainless steel version	5.9 kg / 13 lbs

### Optional plug in module

<b>Mechanical switches</b>	
Type	SPDT
Size	Sub Sub miniature
Rating	3A, 125 VAC / 2A, 30VDC
Mechanical life	>1 x 10 <sup>6</sup> operations
<b>Namur sensors</b>	
Type	P+F NJ2 V3 N Inductive DIN 19234
Load current	<1mA>3mA
Voltage range	5-25 VDC
Hysteresis	3-15% (5% typical)
Temp range	-25° to +100° C (-248° to +373° F)
<b>Namur sensors</b>	
Type	P+F SJ2-N
Normal Voltage	8 VDC
Load current	1mA-<3mA
Voltage range	5-25 VDC
Hysteresis (max)	0.2%
Temp range	-25° to +100° C (-248° to +373° F)
<b>Namur sensors</b>	
Type	P+F SJ2-SN
Normal Voltage	8 VDC
Load current	1mA-<3mA
Voltage range	5-25 VDC
Hysteresis (max)	(0.2%)
Temp range	-40° to +100° C (-233° to +373° F)
<b>Namur sensors</b>	
Type	P+F SJ2-S1N
Normal Voltage	8 VDC
Load current	1mA-<3mA
Voltage range	5-25 VDC
Hysteresis (max)	0.2%
Temp range	-25° to +100° C (-248° to +373° F)
<b>Proximity switches</b>	
Type	SPDT
Rating	10W
Voltage max	200VDC
Current max	500mA
Contact resistance max	0.2 Ohm
Operating time	1.0 ms
<b>Transmitter</b>	
Power supply	12-28 VDC
Output	1-22 mA
Resolution	0.1%
Linearity	±0.5%
Load impedance	600 Ohm at (12 VDC and 20mA)
<b>Alarm Output</b>	
Supply	3-28 VDC
Output	20mA @ 24 VDC







## D20 Compact Digital Positioner Model Code

- A = Model no**  
 D20 Digital compact positioner, Single button, LED status  
 D22 Digital compact positioner, LCD – Menu, LED status
- B = Approval, Certificate**  
 D General purpose version  
 I Intrinsically safe version ATEX, FM, FM NI  
 E Explosion proof ATEX, FM, IEC
- C = Connections Air, Electrical**  
 M 1/4" NPT air, M20 x 1,5 electrical x 2  
 N 1/4" NPT air, 1/2" NPT electrical x 2
- D = Housing/Surface treatment**  
 U Aluminium/Powder epoxy, black  
 R Aluminium/Powder epoxy, Remote mounted position sensor  
 S Stainless steel (Explosion proof only)
- E = Function**  
 S Single acting function  
 D Double acting function, incl gauges (x2) Stainless/Brass  
 (Not possible for Explosion proof B = E)
- F = Mounting options / Spindle**  
 09 Double D type (Adaptors available 01/06/26/30/36)  
 12 Flowtop, D-style+ nut, Direct mounting to Flowact  
 23 VDI/VDE 3845 rotary  
 39 Flat D type, for linear, IEC 534-6
- G = Cover and Indicator**  
 PVA PMV, Black cover, Arrow indicator (Not for B = E)  
 PVB PMV, Black cover, No indicator  
 PVD PMV, Black cover, Dome indicator (Not for B = E)
- H = Temperature/seals**  
 Z Standard -20°C to 85°C (-4°F to 185°F)  
 Q Low temp -40°C to 85°C (-38°F to 185°F)
- I = Input signal/Protocol**  
 4 4-20 mA / none  
 5 4-20 mA, / HART
- J = Feedback option, 4-20 mA transmitter, switches**  
 X No feedback option  
 T 4-20 mA transmitter only  
 (Below not possible for Explosion proof version, B= E)  
 S Limit switches Mechanical SPDT + 4-20mA  
 N Namur V3 type sensor, P+F NJ2-V3-N + 4-20mA  
 P Limit switches Proximity SPDT + 4-20mA  
 4 Slot type Namur sensor, P+F SJ2-S1N + 4-20mA  
 5 Slot type Namur sensor, P+F SJ2-SN + 4-20mA  
 6 Slot type Namur sensor, P+F SJ2-N + 4-20mA
- K = Options, Add in electronics**  
 0 Standard diagnostics  
 1 Advanced, build in pressure sensor
- L = Accessories**  
 X No accessories  
 M Gauge option (2 x gauges included)  
 N Gauge option (2 x gauges included)

Example: D20DMU-S23PVA-Z5S0M