

Safety-Valve, springloaded

for steam, gases and liquids in closed completion

Typ 10

Standard version:

Material:			Temperature ranges	
Inlet body	/	Spring bonnet	metal seated	
Typ 10.1:	1.4104	/ 0.7043	-10°C to 280°C	
Typ 10.2:	1.4571	/ 1.4581	-60°C to 280°C	
Typ 10.7:	1.4571	/ 1.4308 <i>only with head C</i>	-200°C to 280°C	
Connections:			soft seated	
Screwed connection: DIN ISO 228 / ASME B1.20.1			see techn. appendix: KWD-1	

Approvals:

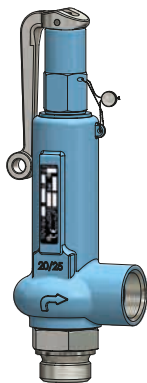
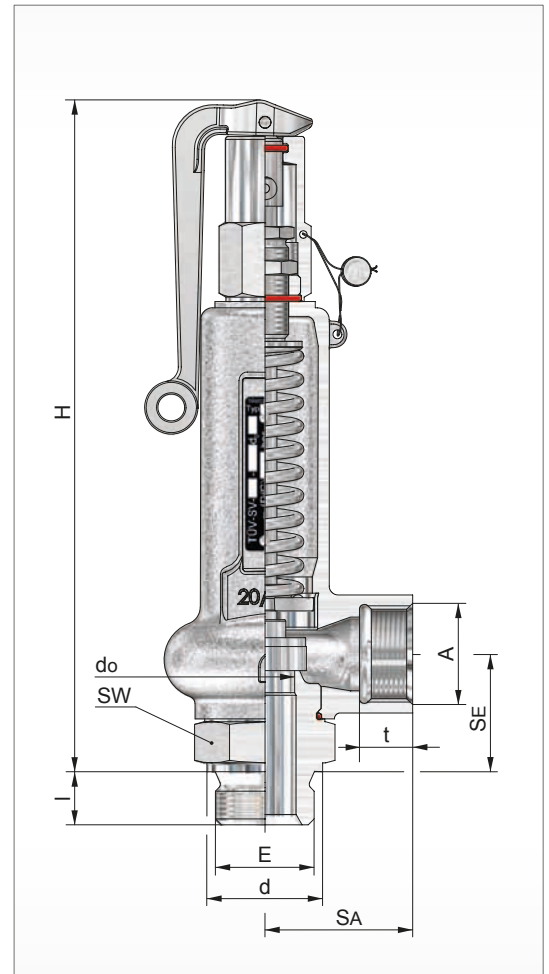
Pressure Equipment Directive: 97/23/EG
Declaration of Conformity




TÜV - Approval:

VdTÜV-leaflet AD 2000-leaflet A 2

TÜV • SV • XX-847 / 878 • do • D/G/F • α_w • p



Size II
head A



Size I
head C

Size	Inlet					Outlet				Dimensions		Height 'H' for head		Coefficient		Set pressure		Weight ~ [kg]	
	E	SE	d	l (G)	l (NPT)	A	SA	t (G)	t (NPT)	SW	do	A	C	D/G α _w max.	F α _w	p min. [bar(g)]	p max. [bar(g)]		
	[mm]	[mm]	[mm]	[mm]	[mm]	[mm]	[mm]	[mm]	[mm]	[mm]	[mm]	[mm]	[mm]			[bar(g)]	[bar(g)]		
I	3/8	34	22	12	11	1/2 3/4	40	14 17	14 15	32	10	200	185	0,38	0,30	0,10	140	1,0	
											8			0,42	0,30	3,00	250		
											12,5			0,27	0,20	0,10	70		
											10			0,38	0,30	0,10	140		
											8			0,42	0,30	3,00	250		
											6 ¹⁾			0,61	-	120	500		
	1/2	40	26	14	14	3/4 1/2 3/4	40	14 17	14 15	32	16	230	215	0,13	0,11	0,05	40		1,6
											12,5			0,27	0,20	0,10	70		
											10			0,38	0,30	0,10	140		
											8			0,42	0,30	3,00	250		
											6 ¹⁾			0,61	-	120	500		
											12,5			0,37	0,29	0,10	70		
3/4	40	32	16	14	1/2 3/4	40	14 17	14 15	41	16	230	215	0,29	0,23	0,10	32	1,6		
										12,5			0,37	0,29	0,10	70			
										20			0,11	0,08	0,10	20			
										16			0,29	0,23	0,10	32			
										12,5			0,37	0,29	0,10	70			
										20			0,11	0,08	0,10	20			
										16			0,29	0,23	0,10	32			
										1 1/4			40	49	20	18		1/2 3/4	40
12,5	0,37	0,29	0,10	70															

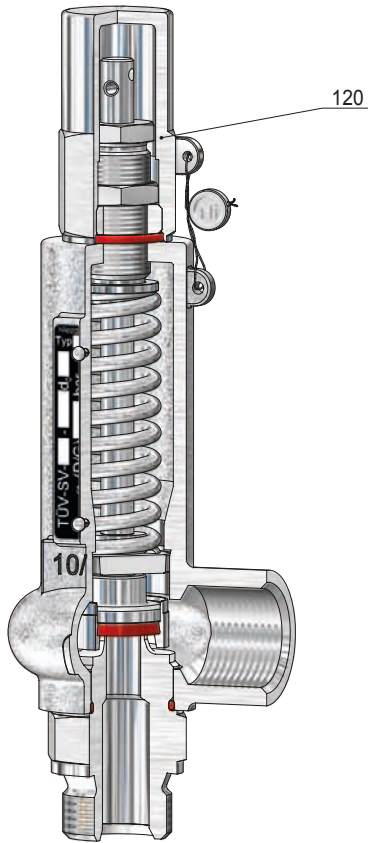
other design on request

¹⁾ not in type 10.1

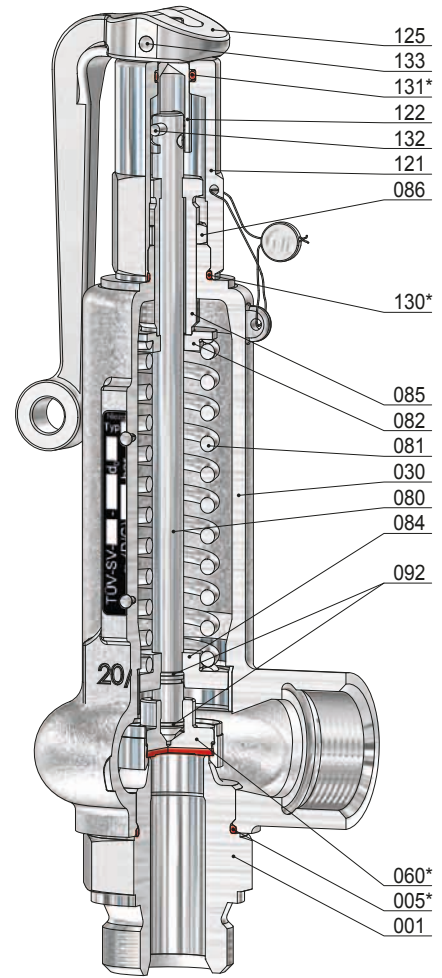
Safety-Valve, springloaded

for steam, gases and liquids in closed completion

Typ 10



Size I
head C



Size II
head A

Item	Piece	Description	Item	Piece	Description
001	1	inlet body	120	1	cap
005 *	1	o-ring	121	1	lifting cap
030	1	spring bonnet	122	1	coupling
060 *	1	disc, complete	125	1	lifting button
560	1	disc	130 *	1	o-ring
062	1	soft sealing	131 *	1	o-ring
063	1	disc ring	132	1	groove pin
080	1	spindle	133	1	groove pin
081	1	spring			
082	1	springplate, upper			
084	1	springplate, lower			
085	1	adjusting screw			
086	1	lock nut			
092	2	lock ring			

* expendable parts