

Use for Mar00303 and MAR00306

Also MAR00306B the only difference ball is 60 gr V port

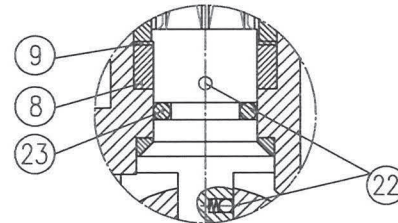
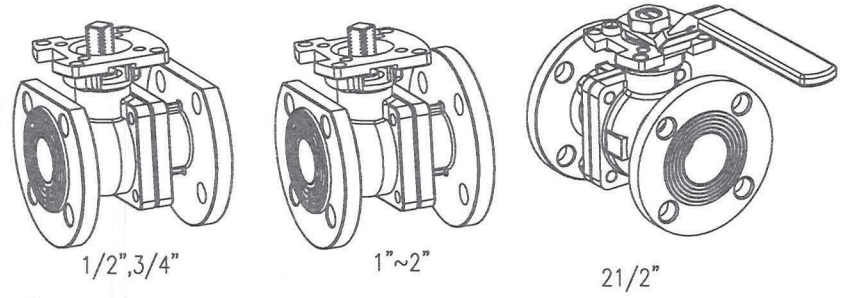
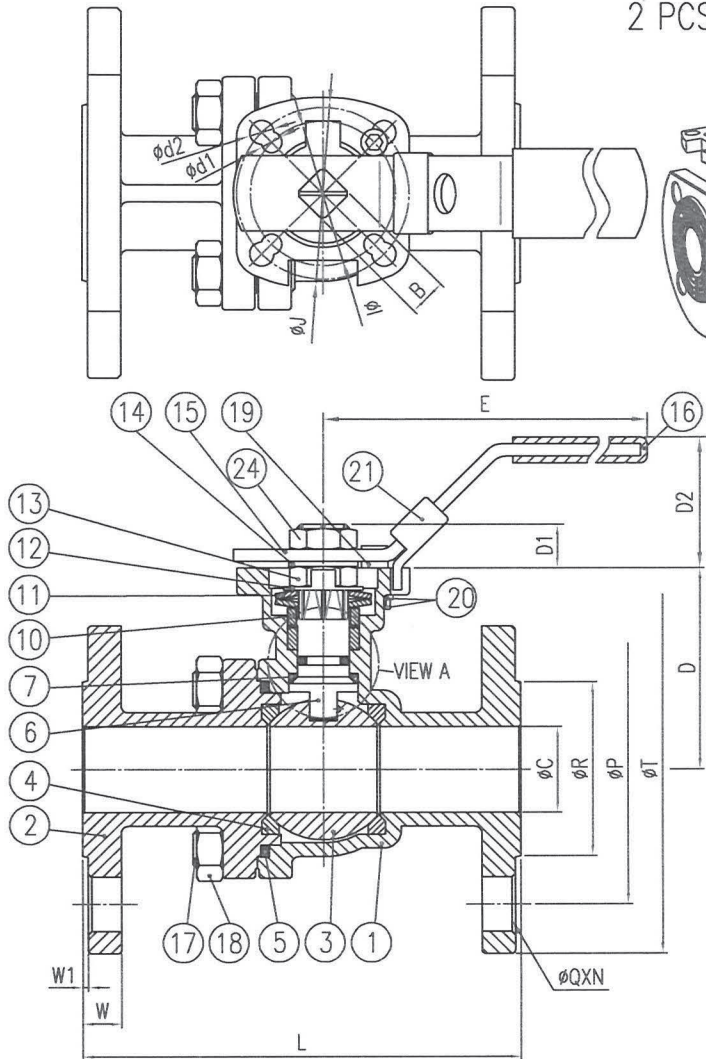
BUT all have CF8m body

# 90D-6F F4 FIRE SAFE

2 PCS FLANGE PN25/40 BALL VALVE

## MATERIALS LIST

NO.	PART NAME	QTY	MATERIAL
1	BODY	1	CF8M/WCB
2	END CAP	1	CF8M/WCB
3	BALL	1	SS316
4	SEAT	2	PTFE
5	JOINT GASKET	1	Spiral Wound SUS316 With Graphite
6	STEM	1	SS316
7	STEM SEAL	1	RTFE
8	GLAND PACKING	1	Graphite
9	BUSHING	1	25% GLASS FIBER FILLED+PTFE
10	GLAND BUSH	1	SS304
11	BELLEVILLE WASHER	2	SS301
12	STOP WASHER	1	SS304
13	STEM NUT	1	SS304
14	STEM WASHER	1	SS304
15	HANDLE	1	SS304
16	HANDLE SLEEVE	1	VINYL
17	BOLT	4	SS304
18	BOLT NUT	4	SS304
19	STOP PIN	1	SS304
20	PIN NUT & WASHER	1	SS304
21	LOCKING DEVICE	1	SS304
22	Antistatic Device	2	SS316
23	O-RING	1	VITON
24	HANDLE NUT	1	SS304



VIEW A

ISO 5211 Mounting Pad  
DIN3202 F4 PN25/40

Dimension B:  $17/19$

Standard 17, Option 19

### DIMENSIONS

SIZE	φC	B	E	D	D1	D2	φI	φJ	L	N	φP	φQ	φR	φT	W	W1	φd1	φd2	ISO 5211
1/2"	15	11	165	48.7	9.9	36	42	50	115	4	65	14	45	95	16	2	6	7	F04/F05
3/4"	20	11	165	53.7	9.9	36	42	50	120	4	75	14	58	105	18	2	6	7	F04/F05
1"	25	11	165	58.8	10.3	36	42	50	125	4	85	14	68	115	18	2	6	7	F04/F05
1-1/4"	32	14	215	72.6	12.9	49	50	70	130	4	100	18	78	140	18	2	7.5	9	F05/F07
1-1/2"	38	$17/19$	263	89.1	19	58	70	102	140	4	110	18	88	150	18	3	10	12	F07/F10
2"	50	$17/19$	263	96.6	19	58	70	102	150	4	125	18	102	165	20	3	10	12	F07/F10
2 1/2"	65	$17/19$	263	116	19	58	70	102	170	8	145	18	122	185	22	3	10	12	F07/F10

2 PCS FLANGE PN25/40 BALL VALVE

ORDER	DATE	REASON FOR CHANGE	Legend	CHANGE BY	REMARK	MATERIAL	DATE	2007, 05, 21	CHECKED BY	DRAW BY	Flora L
							DRAWING	90D-6F-1	DRAWING NAME	90D-6F SERIES (Fire Safe)	
						<b>MARS VALVE CO., LTD.</b>					