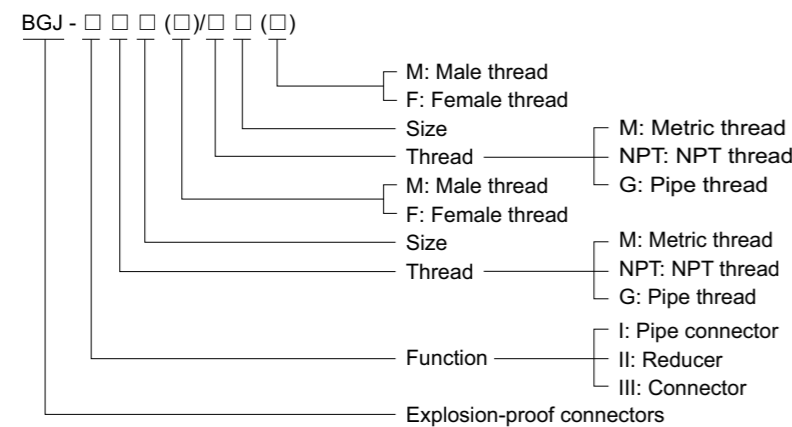


Accessories for Installation
BGJ Series Explosion-proof Connectors



- ◆ Explosion protection to
 - CENELEC
 - IEC
- ◆ Can be used in
 - Zone 1 and Zone 2
 - Zone 21 and Zone 22
- ◆ Available in nickel plated brass, stainless steel or galvanized carbon steel.

■ Catalogue number logic



Technical data	
Explosion-proof connectors	BGJ-□□□(□)/□□(□)
Explosion protection	Gas explosion protection: Ex II 2 G Ex d IIC Gb Ex II 2 G Ex e IIC Gb Dust explosion protection: Ex II 2 D Ex tb IIIC Db IP66
Certificates	LCIE 06 ATEX 6018; IECEx LCI 08.0005; RU C-CN.ГБ08.B.00927 (CU-TR) KZ.7500525.22.01.00375 (CU-TR)
Conformity to standards	EN 60079-0, EN 60079-1, EN 60079-7, EN 60079-31 IEC 60079-0, IEC 60079-1, IEC 60079-7, IEC 60079-31
Material	Nickel plated brass, stainless steel or galvanized carbon steel
Degree of protection	IP66
Ambient temperature	-60°C~+100°C
Type	F/F, M/F or M/M
Function	Pipe connector, reducer, connector

Zones 1&2; 21&22

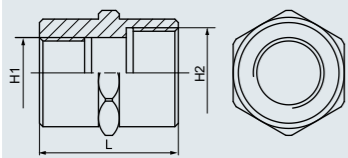
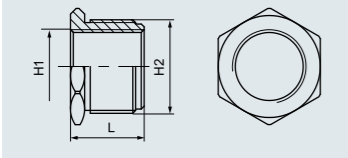
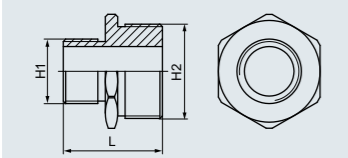
Accessories for Installation
BGJ Series Explosion-proof Connectors

Selection table

Version	Female thread "H"			Dimensions (mm)					Ordering code	Weight (kg)
	Metric	NPT	G	A	B	C	D	L		
 BGJ-I□□(F)/□□(F)	M20	1/2"	1/2"	30	27	25		34	703001	0.10
	M25	3/4"	3/4"	36	32	31		34	703002	0.10
	M32	1"	1"	42	38	37		40	703003	0.15
	M40	1 1/4"	1 1/4"	52	47	46		40	703004	0.25
	M50	1 1/2"	1 1/2"	60	55	54		40	703005	0.25
	M63	2"	2"	70	66	65		42	703006	0.35
	M75	2 1/2"	2 1/2"	88	83	82		42	703007	0.50
	M90	3"	3"	100	95	94		42	703008	0.65
	M115	4"	4"	127	122	121		42	703009	1.00
	 BGJ-I□□(M)/□□(F)	M20	1/2"	1/2"	30	27	25	13	36	703010
M25		3/4"	3/4"	36	32	31	18	36	703011	0.10
M32		1"	1"	42	38	37	25	42	703012	0.15
M40		1 1/4"	1 1/4"	52	47	46	32	42	703013	0.20
M50		1 1/2"	1 1/2"	60	55	54	38	42	703014	0.25
M63		2"	2"	70	66	65	50	44	703015	0.35
M75		2 1/2"	2 1/2"	88	83	82	65	44	703016	0.50
M90		3"	3"	100	95	94	75	44	703017	0.65
M115		4"	4"	127	122	121	100	44	703018	1.00
 BGJ-I□□(M)/□□(M)		M20	1/2"	1/2"	25	22		13	36	703019
	M25	3/4"	3/4"	30	27		18	36	703020	0.10
	M32	1"	1"	40	35		24	42	703021	0.15
	M40	1 1/4"	1 1/4"	50	45		32	42	703022	0.25
	M50	1 1/2"	1 1/2"	58	52		38	42	703023	0.25
	M63	2"	2"	67	62		50	42	703024	0.35
	M75	2 1/2"	2 1/2"	85	80		65	42	703025	0.50
	M90	3"	3"	98	91		75	44	703026	0.65
	M115	4"	4"	125	120		100	44	703027	1.00

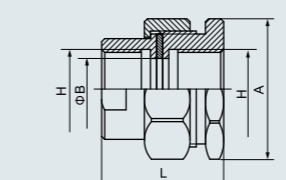
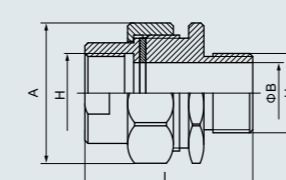
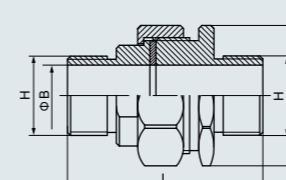
Note: 1. Standard material is galvanized carbon steel. Nickel plated brass or stainless steel is optional.
Above weight is based upon galvanized carbon steel.
2. Metric threads are 1.5mm pitch as standard, others thread pitch can be customized, please specify when ordering.

Accessories for Installation
BGJ Series Explosion-proof Connectors

Selection table									
Version	Female thread "H1"			Female thread "H2"			Dimensions (mm) L	Ordering code	Weight (kg)
	Metric	NPT	G	Metric	NPT	G			
 BGJ-II□□(F)/□□(F)	M20	1/2"	1/2"	M25	3/4"	3/4"	34	703028	0.10
	M25	3/4"	3/4"	M32	1"	1"	34	703029	0.15
	M32	1"	1"	M40	1 1/4"	1 1/4"	40	703030	0.25
	M40	1 1/4"	1 1/4"	M50	1 1/2"	1 1/2"	40	703031	0.30
	M50	1 1/2"	1 1/2"	M63	2"	2"	40	703032	0.35
	M63	2"	2"	M75	2 1/2"	2 1/2"	42	703033	0.50
	M75	2 1/2"	2 1/2"	M90	3"	3"	42	703034	0.65
	M90	3"	3"	M115	4"	4"	42	703035	1.00
	 BGJ-II□□(M)/□□(F)	M20	1/2"	1/2"	M25	3/4"	3/4"	24	703036
M25		3/4"	3/4"	M32	1"	1"	24	703037	0.10
M32		1"	1"	M40	1 1/4"	1 1/4"	34	703038	0.25
M40		1 1/4"	1 1/4"	M50	1 1/2"	1 1/2"	30	703039	0.45
M50		1 1/2"	1 1/2"	M63	2"	2"	33	703040	0.60
M63		2"	2"	M75	2 1/2"	2 1/2"	33	703041	0.75
M75		2 1/2"	2 1/2"	M90	3"	3"	33	703042	0.90
M90		3"	3"	M115	4"	4"	33	703043	1.20
 BGJ-II□□(M)/□□(M)		M20	1/2"	1/2"	M25	3/4"	3/4"	36	703044
	M25	3/4"	3/4"	M32	1"	1"	36	703045	0.15
	M32	1"	1"	M40	1 1/4"	1 1/4"	42	703046	0.25
	M40	1 1/4"	1 1/4"	M50	1 1/2"	1 1/2"	42	703047	0.25
	M50	1 1/2"	1 1/2"	M63	2"	2"	42	703048	0.35
	M63	2"	2"	M75	2 1/2"	2 1/2"	44	703049	0.50
	M75	2 1/2"	2 1/2"	M90	3"	3"	44	703050	0.65
	M90	3"	3"	M115	4"	4"	44	703051	1.00

Note: 1. Standard material is galvanized carbon steel. Nickel plated brass or stainless steel is optional. Above weight is based upon galvanized carbon steel.
2. Metric threads are 1.5mm pitch as standard, others thread pitch can be customized, please specify when ordering.

Accessories for Installation
BGJ Series Explosion-proof Connectors

Selection table								
Version	Female thread "H"			Dimensions (mm)			Ordering code	Weight (kg)
	Metric	NPT	G	A	B	L		
 BGJ-III□□(F)/□□(F)	M20	1/2"	1/2"	38	15	40	703052	0.15
	M25	3/4"	3/4"	46	20	40	703053	0.25
	M32	1"	1"	50	25	46	703054	0.35
	M40	1 1/4"	1 1/4"	65	32	46	703055	0.50
	M50	1 1/2"	1 1/2"	75	38	46	703056	0.50
	M63	2"	2"	85	50	52	703057	0.85
	M75	2 1/2"	2 1/2"	108	65	52	703058	1.25
	M90	3"	3"	115	76	57	703059	1.70
	M115	4"	4"	145	100	57	703060	2.20
 BGJ-III□□(M)/□□(F)	M20	1/2"	1/2"	38	15	55	703061	0.20
	M25	3/4"	3/4"	46	20	55	703062	0.30
	M32	1"	1"	50	25	64	703063	0.45
	M40	1 1/4"	1 1/4"	65	32	64	703064	0.60
	M50	1 1/2"	1 1/2"	75	38	64	703065	0.65
	M63	2"	2"	85	50	73	703066	1.05
	M75	2 1/2"	2 1/2"	110	102	73	703067	1.45
	M90	3"	3"	115	110	81	703068	1.55
	M115	4"	4"	145	140	81	703069	2.00
 BGJ-III□□(M)/□□(M)	M20	1/2"	1/2"	38	15	64	703070	0.20
	M25	3/4"	3/4"	46	20	64	703071	0.30
	M32	1"	1"	50	25	74	703072	0.45
	M40	1 1/4"	1 1/4"	65	32	74	703073	0.70
	M50	1 1/2"	1 1/2"	75	38	74	703074	0.75
	M63	2"	2"	85	50	84	703075	1.20
	M75	2 1/2"	2 1/2"	110	102	84	703076	1.60
	M90	3"	3"	115	110	94	703077	2.05
	M115	4"	4"	145	140	94	703078	2.55

Note: 1. Standard material is galvanized carbon steel. Nickel plated brass or stainless steel is optional. Above weight is based upon galvanized carbon steel.
2. Metric threads are 1.5mm pitch as standard, others thread pitch can be customized, please specify when ordering.