



Stainless Steel or Aluminium

IP.67 | Valve Position Monitor



Ex ia intrinsically safe

Type AQ coated hard anodised aluminium and CF3M (316L) stainless steel ATEX Certified Ex ia valve position monitor offers IP67 environment protection for general purpose and intrinsically safe area monitoring applications. Incorporating features that allow plant personnel to install, monitor and maintain the valve assembly with the minimum of fuss, the units dual function position monitoring system is available with mounting arrangements that allow compact attachment to both quarter-turn and linear process valves.

IP.67 Coated hard anodised aluminium or CF3M (316L) stainless steel enclosure for superior corrosion protection and mechanical resistive properties.

ATEX Certified II 2 G / Ex ia IIC T4/5/6 intrinsically safe for zones 0, 1 & 2 hazardous areas.

Switch termination via. European approved terminal blocks.

Different electrical functions available including mechanical switches, reed type proximity switches, inductive proximity sensors, 4 to 20mA and digital (bus) feedback transmitters.

Touch and tune quick setting cams allow fast and simple switch adjustments.

A screw-on rapid access cover allows for fast and simple access for installation and maintenance. Access to the inner switch chamber takes less than 15 seconds.

Compact design provides considerable space saving over similar equipment without compromising the ease of installation or maintenance.

High visibility position indicator offers excellent viewability without compromising accessibility or space requirements.

The unique setting feature of the indicator enables adjustment to register exact valve / actuator position.

Simplified mounting arrangements allow quick and secure mounting to most types of pneumatic actuators including VDI/VDE.3845 topworks actuators with minimum height clearance requirements.



Ex marking:

II 2 G
Ex ia IIC T4/T5/T6 Gb
T_{amb} = -50°C to +100°C

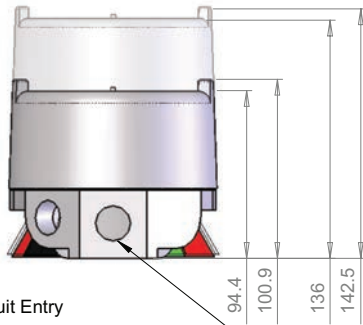
Notes:

The temperature class and ambient temperature range depends on the electrical function and construction of the system, please refer to hazardous area certificate documentation.

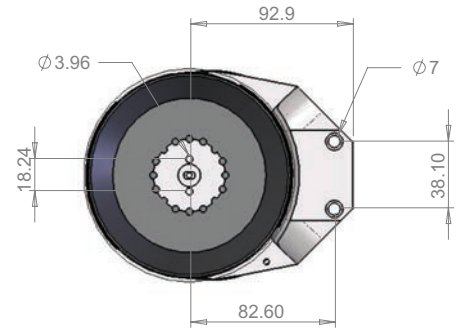
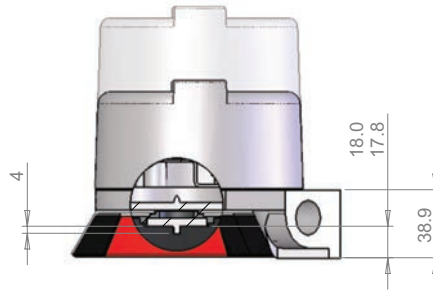
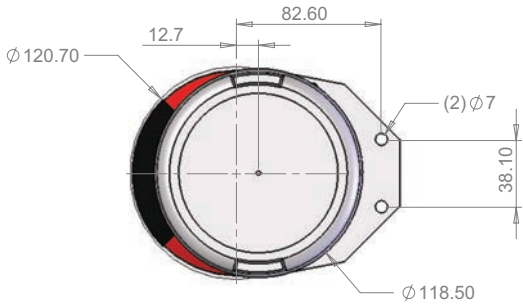
Certificate Number:

Sira 10ATEX2060X
TR CU RU C-GB-MI-062.B.00729





2 or 3 x Conduit Entry
 Size Options:
 Central Entries - M20, 1/2"NPT or 3/4"NPT
 Offset Entries - M20 or 1/2"NPT



Imtex Controls Limited is constantly improving the specifications, design and production of its products and alterations take place continually. Whilst every effort is made to produce up to date literature this leaflet should not be regarded as an inflexible guide to current specifications. E & OE.

Stainless Steel or Aluminium | IP.67 | Valve Position Monitor

www.imtex-controls.com/aq

Model Number Compilation (Drawing No. A190228)

Type	Electrical Function	Material of Construction	Conduit Size	Output Drive	Visual Indicator	-	Feature
AQ	42	S	5	S	R		W00

Code	Electrical Function - Standard Options ¹
17 / 56	(2) / (4) SPDT Mechanical Switches 'GP' Contacts
40 / 59	(2) / (4) SPST Reed Proximity Switches
42 / 52	(2) / (4) V3 Inductive Proximity Sensors
43 / 53	(2) / (4) Other Inductive Proximity Sensors
70	4 to 20mA Transmitter (Resistive or Non-contact / HART optional) Digital Transmitter (Resistive / Foundation Fieldbus or Profibus-PA)
Material of Construction (Enclosure)	
9	Aluminium (Anodised) Coated
S	CF3M (316) Stainless Steel
Conduit Size*	
5	(2) M20 x 1.5
6	(3) M20 x 1.5
8	(2) NPT - 1 x 3/8" / 1 x 1/2"
9	(3) NPT - 1 x 3/8" / 2 x 1/2"
B	(2) NPT - 2 x 1/2"
C	(3) NPT - 3 x 1/2"

*1 x conduit entry units available On Request.

Code	Output Drive
N	Namur Coupler
S	2-pin Coupler
Visual Indicator*	
R	Red (Closed) / Green (Open)
C	0 to 100% Graduated
0	No Visual Indicator
*Engineered Resin material	
Feature ⁵	
Exx	Non-contact Transmitter w/Type 2 Low Temp Proximity (optional)
Fxx	Resistive Transmitter w/Type 2 Low Temp Proximity (optional)
Gxx	Non-contact Transmitter w/Volt Free Switches (optional)
Hxx	Non-contact Transmitter w/Type 2 Proximity (optional)
Jxx	Resistive Transmitter w/Volt Free Switches (optional)
Txx	Type 1 Low Temp Proximity Sensor
Uxx	Type 2 Low Temp Proximity Sensor
Vxx	Resistive Transmitter w/Type 2 Proximity (optional)
Wxx	Type 2 Proximity Sensor
Yxx	Type 1 Proximity Sensor
Zxx	Volt Free Switches
'xx'	See Note ²

NOTES

- Other Electrical Functions are available 'On Request'.
- The exact detail of electrical function fitted or any other special feature is not fully specified by the basic model code, therefore, the Feature Designator provides a mechanism for cross referencing to a centralised engineering log which identifies the detailed specification of the parts fitted in the given unit.
- Functions 17, 40, 42 & 43 generally use a short cover, but Function 43 cylindrical sensors longer than 36mm will use a tall cover as will Functions 52, 53, 56, 59 and 70.
- Please refer to our Product Overview leaflet for full specification of the Electrical Functions provided or consult our Technical Sales.
- Please refer to Certificate No. Sira 10ATEX2060X for specification details of Type 1 and Type 2 proximity sensors.



IMTEX Valve Communication

Tel +44 (0)8700 340 002 / +44 (0)1732 850 360 Fax +44 (0)1732 852 133 Email sales@imtex-controls.com

Sales & Administration Tonbridge (Kent) UK Engineering & Production Deeside (Flintshire) UK

www.imtex-controls.com